

Oliva, Tanzania



Learning Tasks

Read the Photo Storybook

English ACELY1650, ACELY1655, ACELY1460, ACELY1670 **Science** ACSSU002

Pray As a class or individually, students write a prayer for Oliva's community and the education of girls.

Act After reading the story, discuss what you can do as individuals, a class and a school to assist others around the world.

RE Link Read about the [Catholic Social Teachings](#) and discuss what the Common Good means. Sharing and making sure everyone gets their fair share is an easy concept for children to understand. Ask the students how Oliva is a good role model. (She shared her gifts with others and will become a leader in her community.) Students could plan how they could share their talents and time with others.

Country study: Using the world map provided, Google maps or an old-fashioned atlas, locate where Tanzania is. Colour this country in on the map and label it.

Extension: Circle which region of the world Tanzania is in: Africa, Europe, Australia, Asia, Pacific. Find out some facts about Tanzania; how many people live there, do many children go to school, do they have clean water and plenty of food to eat etc.

Dollar Street. Dollar Street is a website that has photographs of families from all over the world. Have a look at the Dollar Street website and search for families that live in Tanzania. Once you have selected the country you can explore all the different categories. <https://www.gapminder.org/dollar-street/matrix>

- Choose 1 category for that week (e.g., Most loved item; Most loved toys; Next things I plan to buy; Homes; Bedrooms; Play areas; etc).
- Select an image from a family in Tanzania.
- Now discuss and describe some of the similarities and differences between your life here in Australia and the life of a family in Tanzania.
- How do you feel when you think about these images (shocked, surprised, interested in finding out more, etc)?

See/Think/Wonder Look at the photos in the storybook about Oliva. What do you see, think and wonder as you look at these photos.

- What takes your interest in the photo? Describe these to a friend.
- Do you have any other wonderings?
- Do you want to find out more about anything?

English ACELA1460 **Geography** ACHASSK015,031,025,050
Science ACSSU002,022,035,032 **Visual Arts** ACAMAM054, 106,054

Play the Education Board Game Find out how poverty stops people like Oliva getting to school when they are children.

Science ACSSU002, **Geography** ACHASSK025,050

[Download](#) the Education Board Game

Oliva, Tanzania



Writing task: A day in the life of Oliva

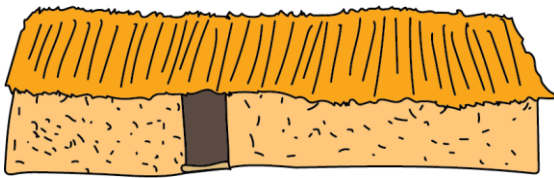

Use these pictures and words to write sentences about Oliva's life.

Word bank

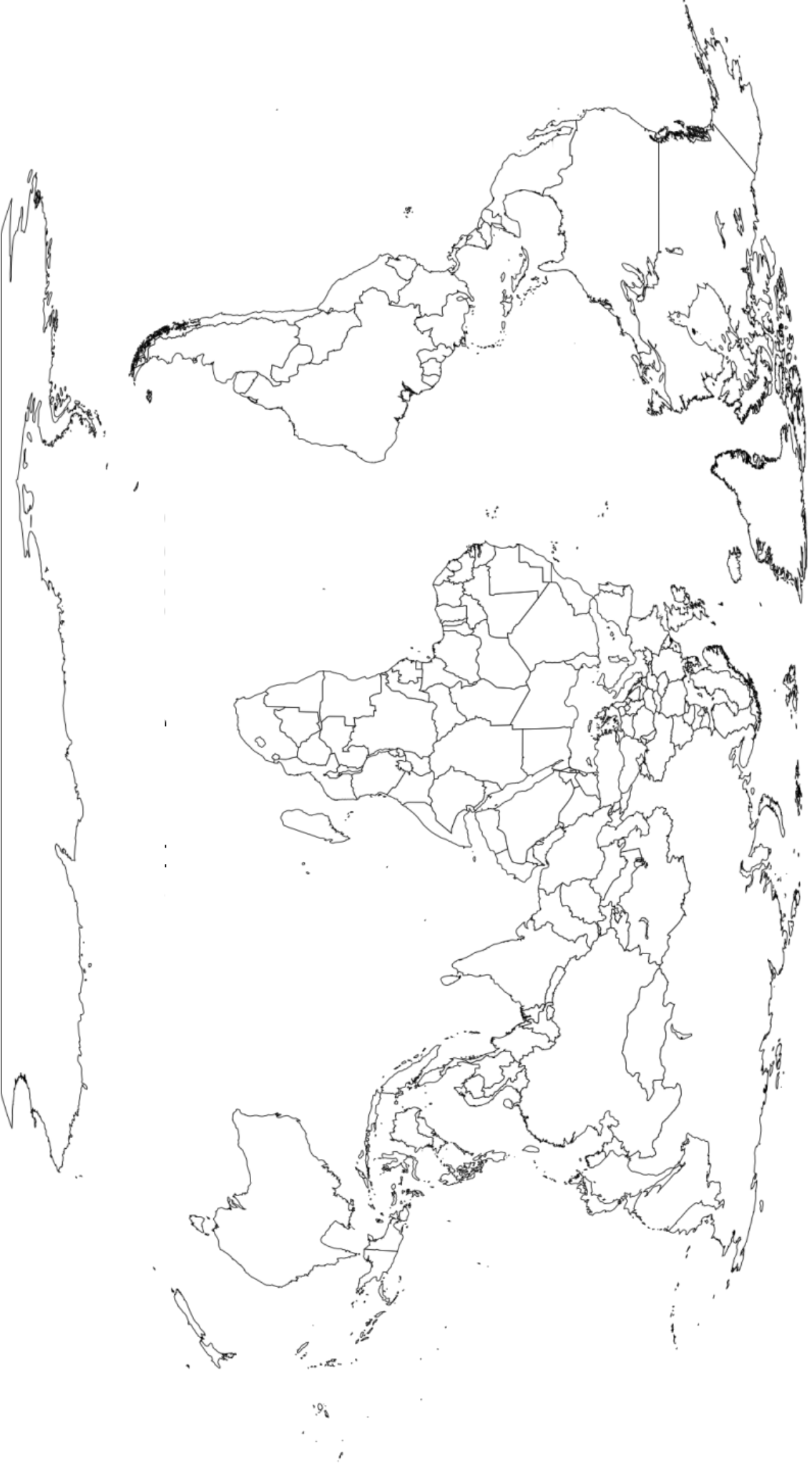
house, field, plant, water, dig, chicken, feed, hot, tree, shade, son, bucket, long, river, walked, day

You will also need to add your own words to complete your story.

English ACELY165,1460 Science ACSSU002,022,032,035
Geography ACHASSIK015,025,050



WORLD MAP





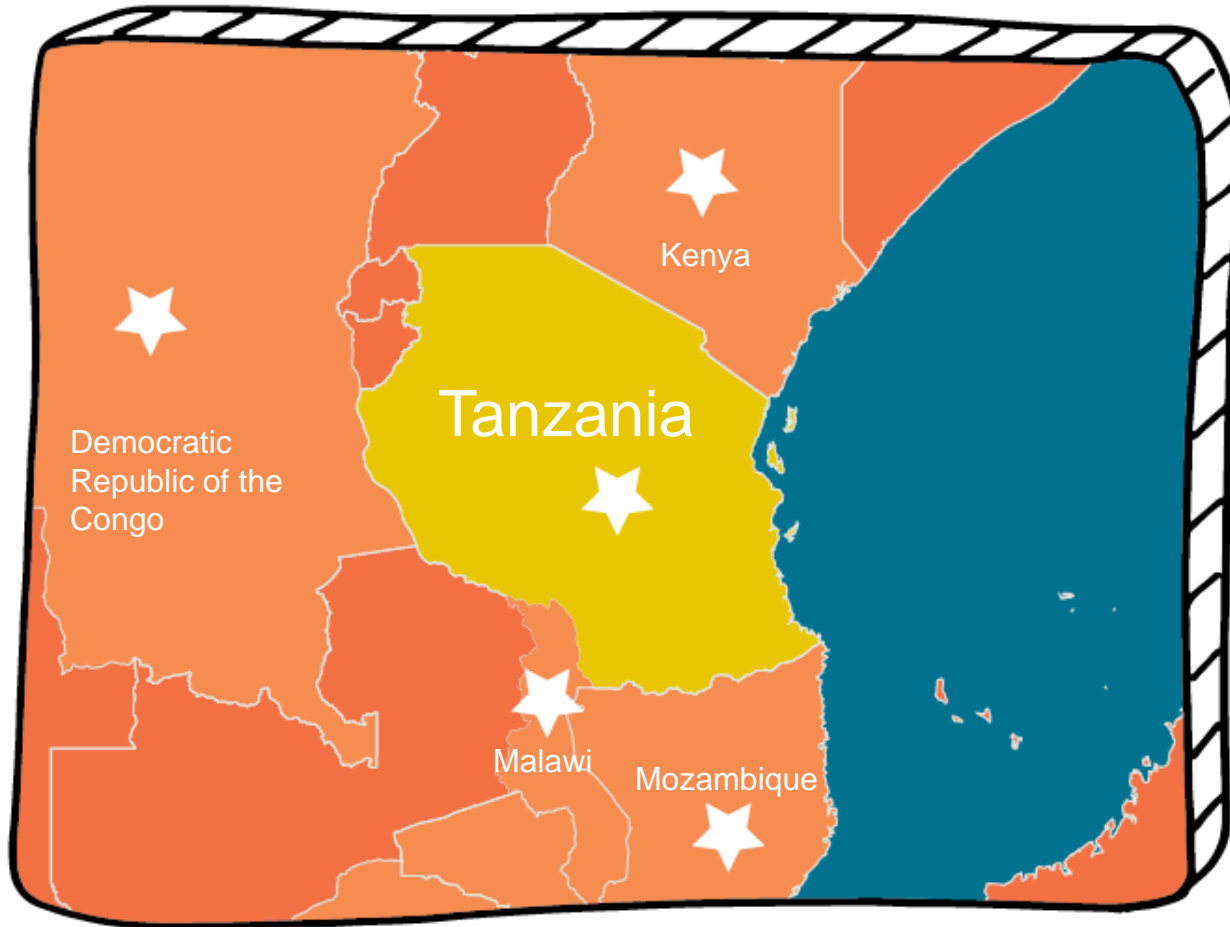
OLIVA, TANZANIA

LOWER PRIMARY
STORIES





This is Oliva's story.



Oliva lives with her family in Tanzania.



Oliva did not have the chance to go to school when she was young. As an adult she could not read, write or count.



Due to low rainfall in her region it is difficult to grow food and many families find it hard to afford shelter and clothing.



Many children don't have the chance to go to school. Families are unable to afford the school fees or uniforms and schools can be a long way from home.



Oliva found it hard to make money from running her kiosk as she struggled to add up and give the correct change.



Three years ago, Oliva went to a village meeting where she learnt about the A+ program, supported by Caritas Australia.



The program included classes for people to learn literacy and numeracy skills.



Oliva was keen to learn so joined the class, but she noticed that other adults didn't feel comfortable being in the same class as their children.



Even though Oliva was still learning herself, she set up a classroom in her house to share her new skills with her neighbours.



Olivia says, “Education has enabled me to come closer to my children, as we do homework together.”



Caritas Australia has also helped Oliva's community to improve access to safe drinking water.



Now Oliva and her family have access to water 500m from their house.



Oliva says, “My business is growing because I can keep good financial records, save and buy basic needs like food, medicine and farm materials.”



Oliva has now graduated from the program. More people are attending her home-based classes and her business is thriving.



“I am proud to be a teacher who helps others to achieve their dream. I would like to thank Caritas Australia for your support.” - Oliva

QUESTIONS



1. Where does Oliva live?
2. What made life hard for Oliva?
3. How is Oliva improving life for her family and her community?
4. How did Caritas Australia help?