



# **PRISCILLA'S STORY (ZIMBABWE)**

**PRIMARY (F-2)  
CASE STUDY AND  
ACTIVITIES**

Photo credit: Richard Wainwright/Caritas Australia





This is Priscilla's story.



Priscilla lives with her husband Charles and two of their grandchildren, Obry (8) and Jayden (7), in the Hwange region, northwest Zimbabwe.



The impacts of climate change, such as unpredictable rainfall, drought and poor quality soils, have made it harder to grow enough food to eat.



In Zimbabwe, almost half of the families live in poverty. This means buying food is not an option either. Without help, people go hungry.



Life was very difficult for Priscilla and her family. They had to walk a long way to collect water and there wasn't enough food to eat.



In 2019, Priscilla joined a special program run by Caritas Australia's partner organisation, Caritas Hwange.



Priscilla and her community learnt a new way to farm!





They are careful to not disturb the soil too much and they use lots of soil cover (mulch) to stop the soil from drying out.



The also learnt to grow a variety of drought-resistant crops which require less water to grow.



Priscilla was able to produce a bumper harvest by using her new skills. She has grown millet, sorghum and maize.



And, with her new skills, Priscilla has helped train other farmers in her community to grow more food too.

**“We work in groups,  
in a united and  
productive manner.  
Each one of us in  
the group has a role  
to play. Some do the  
digging of the basin,  
while some do the  
manure.”**

Priscilla





Priscilla sold some of her crops to start poultry farming.



She sells the eggs to pay for her grandchildren's school fees, books and stationery.



Caritas Hwange repaired a cattle dip tank for Priscilla and her community. The tank is filled with water mixed with insecticide that kills ticks and insects.





Back in 2017, a number of Priscilla's cattle died from tickborne diseases. The dip tanks are very important as they help keep the cattle healthy.



Caritas Hwange also repaired a borehole so Priscilla and her community have access to clean water closer to home for drinking, cooking and cleaning.



They also helped start a community garden to grow nutritious vegetables to eat and sell.

**“We are indeed grateful to Caritas Hwange for the knowledge. Today we have knowledge and skills that we didn’t have before and are able to use to earn a living.”**

Priscilla






Priscilla and her community now have the skills to build a future full of hope for their families and for future generations.

# PRISCILLA'S STORY

## ZIMBABWE



Read **Priscilla's Story** and watch the ['Day in the Life' film](#).

### TASK 1: CLASS DISCUSSION

- Why was it hard for Priscilla to grow enough food to feed her family?
- How did Caritas Australia help?
- How does Priscilla support her family now?
- How will you share Priscilla's story with others?

**Curriculum links:** English, HASS

### TASK 2: PHOTO STUDY

As a class, view the photos in Priscilla's Photo Storybook.  
Ask students:

- What do the photos show you about Priscilla's life?
- Which photo do you like the best? Why?
- What questions would you like to ask Priscilla?
- What do you want to learn more about?

**Curriculum links:** English, Health and Physical Education

### TASK 3: COUNTRY STUDY

Can you find Zimbabwe on a world map? Using the world map provided and either Google maps or an old-fashioned atlas, locate Zimbabwe. Colour this country in and label it.


**Extension:** Which region of the world is Zimbabwe in: Africa, Europe, Asia, Oceania, North America or South America? What direction is Zimbabwe from where you live? What time is it in Zimbabwe?

**Curriculum link:** Geography

**Priscilla holds millet from this year's harvest in her storeroom at her home in Hwange district, north western Zimbabwe.**  
Photo: Richard Wainwright/Caritas Australia

# PRISCILLA'S STORY

## LEARNING TASKS



### TASK 4: WATER ACTIVITIES

#### Water Venn Diagram

How do you and Priscilla use water?

Or

#### Mind Mapping

Think of all the times you use water in your day, for drinking, cleaning, washing and cooking among other things. Almost one in seven people around the world do not have easy access to clean water.

Create a mind map showing all the ways you use water.

Think, pair, share, how your life would change if you did not have water in your home.

**Curriculum Links:** HASS, Health and Physical Education

### TASK 5: VILLAGE LIFE

Remind students of all the activities they could see or that were mentioned in Priscilla's photo storybook. Show student the ['Day in the Life' film](#).

Students list all the activities and elements of Priscilla's home and community. For example: house, school, chickens, eggs, cows, community vegetable garden, borehole, cooking, washing dishes etc.

Students create a visual display of village life. You could create a whole class mural with each student or group drawing one element, or students could draw their own village.

Alternatively, you might have objects around the classroom to create a diorama.

See the following page for a label and colour worksheet.

**Curriculum Links:** Science, Design and Technology, Health and Physical Education, English, HASS

### TASK 6: CATHOLIC SOCIAL TEACHING (CST) LINK – PREFERENTIAL OPTION FOR THE POOR

#### Preferential option for the poor

*noun*

- the act of prioritising the needs of the poor over the desires of the rich, the rights of workers over profits and the preservation of the environment over its exploitation
- a way of responding in love to the unjust circumstances in which millions of people live

- A. How is preferential option for the poor demonstrated in Priscilla's story?
- B. How is supporting Project Compassion one way you can demonstrate preferential option for the poor?

For more teaching resources on Preferential Option for the Poor- refer to our [CST Toolkit](#)

**Curriculum links:** Religious Education

### TASK 7: RE LINK

#### The Parable of the Sower – [Mark 4:1–20](#)

Read the scripture passage and discuss: what do you think are the key messages of the parable?

Like the seeds that were able to grow and flourish on good soil, what small thing can you do this week that can make a difference to the larger issues of climate change or poverty?

### TASK 8: PRAYER

Write a prayer for Priscilla and her community. See attached.

**Curriculum links:** Religious Education

Name: \_\_\_\_\_

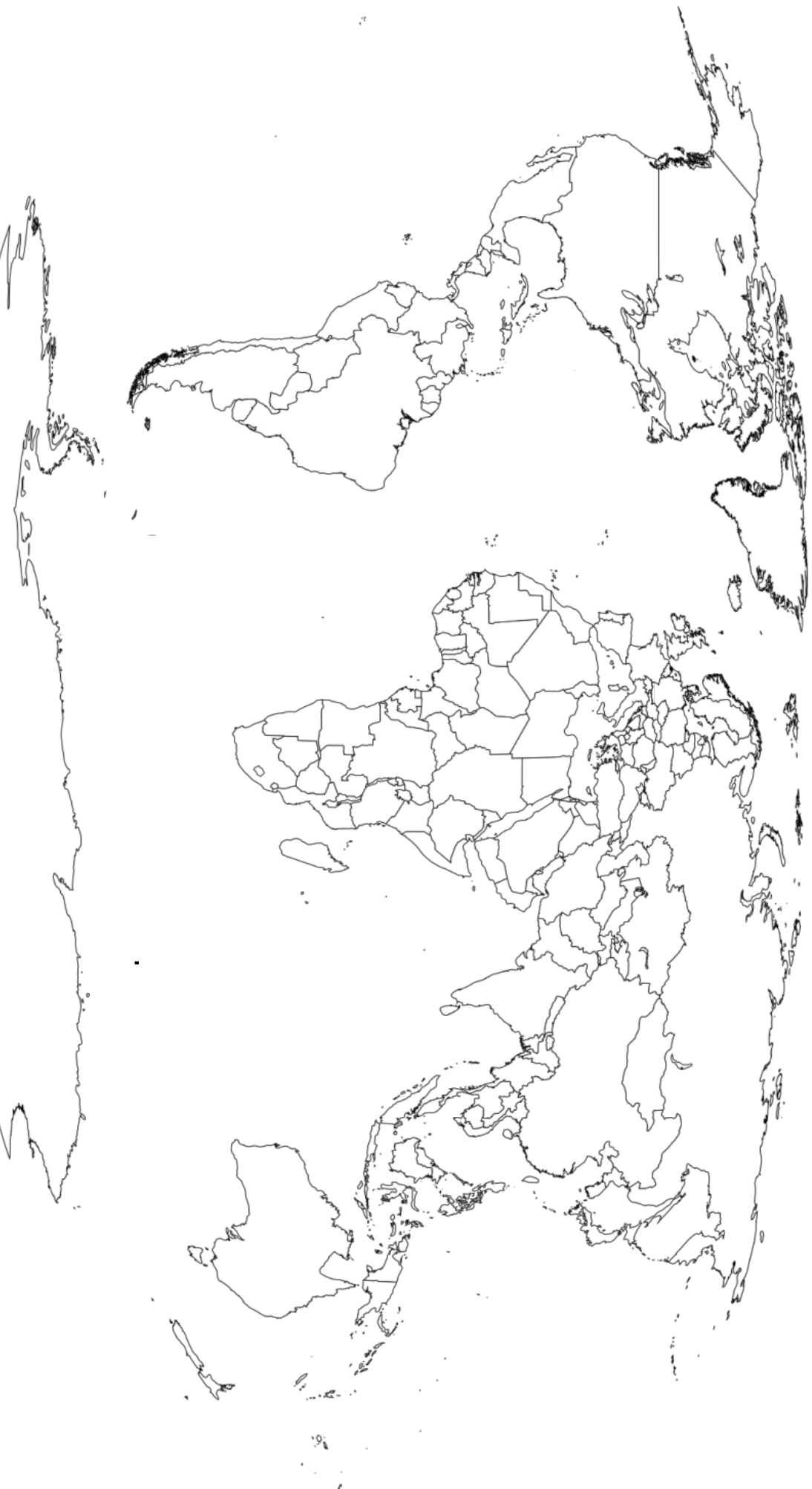
Label and colour:

house, chicken, cow, water pump, dish drying rack,  
vegetable garden.





# World Map




Name: \_\_\_\_\_



# My Prayer for Priscilla

Write a prayer for Priscilla and her community in Zimbabwe.

A large rounded rectangular box containing ten horizontal dotted lines for writing a prayer.



# THANK YOU

## PHOTO CREDITS

Priscilla Story (Zimbabwe) – Richard Wainwright/Caritas Australia

## PRIMARY STUDENTS

Learning about people not having what they need to live a healthy and safe life can be hard. If you are feeling worried or upset about anything you have learnt about through this resource, make sure you talk to your teacher or a trusted adult. They can share your concerns via our [website](#).

Do you have an idea for how Caritas Australia can improve our school resources? We would love to hear it! Please email [education@caritas.org.au](mailto:education@caritas.org.au)

## TEACHERS

For more school resources, please visit: [caritas.org.au/resources/school-resources/](https://caritas.org.au/resources/school-resources/)

Stay up to date with events and resources! Subscribe to [Caritas Australia's Education e-newsletter](#)



Caritas Australia gratefully acknowledges the support of the Australian Government through the Australian NGO Cooperation Program.